




ProPleat Panel Filters

G4 - ISO 16890
Coarse 70%

Choose ProPleat Panel Filters for consistent pre-filter performance



Tested according to ISO 16890 - EN 779:2012, our range of **ProPleat Panel Filters** deliver consistent performance as a pre-filter for hotels, offices, hospitals and food environments.

The key benefits

1

Extended Service Life

The G4 ISO 16890 Coarse 70% ProPleat Panel Filters have 50% more pleats than our standard AirPleat Panels. This increased surface area enables even greater dust holding capacity, delivering extended service life, reducing filter changes and waste to landfill.

2

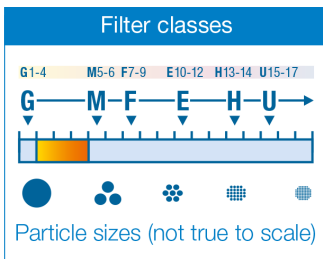
Performance

With 50% more pleats than standard pleated panels this makes the ProPleat even more rigid and robust, enabling them to operate at far higher air volumes without bowing or buckling, while greatly reducing the initial pressure loss.

3

Energy Saving

The large dust holding capacity and lower pressure drop over the life of the filter increases efficiency, reducing the direct energy required, thereby reducing CO₂ emissions and running costs.



Painting & drying technology



Air conditioning & ventilation technology

NB. Applies to plastic frames only

Fire retardant to DIN53438-3 (F1)





ProPleat Panel Filters

G4 - ISO 16890
Coarse 70%

Applications

Pre-filtration for:

- Hotels, offices, hospitals
- Food environments
- Asbestos removal

Versions

Full range of standard sizes, bespoke sizes available

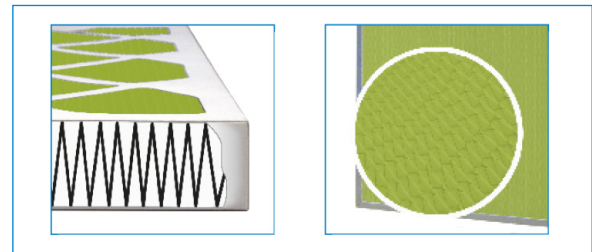
- Frame types:
 - Card
 - Plastic
 - Metal frame, recommended for areas with a high moisture content or high air volumes
- Frame depths 22mm, 47mm or 96mm

Material Characteristics

- Tested according to EN 779:2012, ISO 16890
- Rated G4 and Coarse 70%
- Arrestance >90%
- Efficiency >25% >35%
- Final pressure drop 200 Pa
- Max. Operating temperature 80°C

Classification

- Rated at EN779-2012 and ISO 16890 Coarse 70%
- Filter class M5-F9 available - however, we would recommend our CompaPleat range for these applications



How to install pleated panel filters

Recommended Installation
Pleats running vertically.

Common Issue
Sagging card frame filter due to too much moisture, causing air bypass.

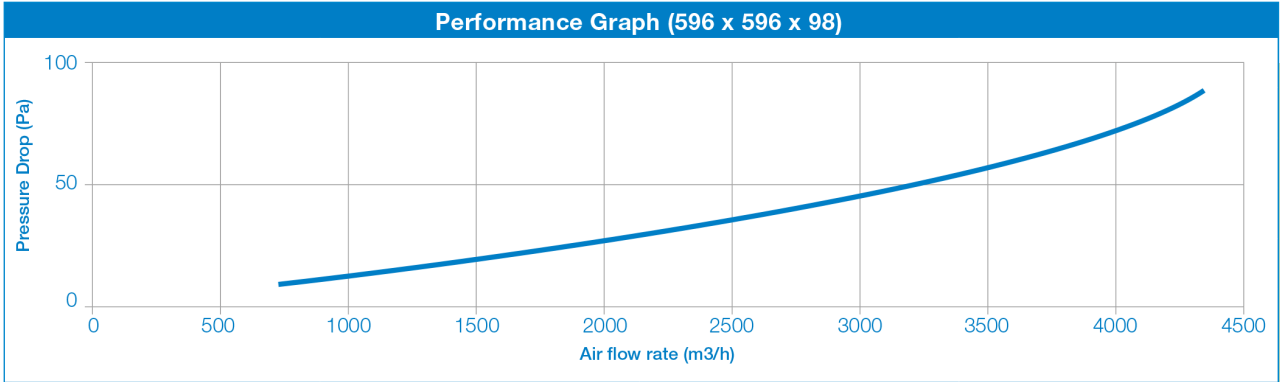
Solution
Robust metal frame filter with pleats running vertically.

Technical data:	
Medium	Synthetic - Progressive microfibre
Colour medium	Green/Blue
Frame	Card, Metal, Plastic
Filter dimensions (W x H x D)	596 x 596 x 98 (mm)
Filter area [m ²]	2.4
Filter class	G4 ISO 16890 Coarse 70%
Recommended nominal air flow (m ³ /h)	3400
Maximum air flow (m ³ /h)	4250
Initial pressure drop approx. (Pa) @ 3400m ³ /h	57
Recommended final pressure drop (Pa)	200
Maximum humidity resistance (%)	100
Max. operating temperature (°C) - depending on type of frame	80



ProPleat Panel Filters

G4 - ISO 16890
Coarse 70%



Standard Frame Sizes			
Dimensions (mm) (width x height x depth)	Dimensions (in) (width x height x depth)	Filter area (m ²)	Nominal air flow (m ³ /h) Initial pressure drop (Pa)
369 x 369 x 98	15 x 15 x 4	0.9	1.300 / 57Pa
445 x 445 x 98	18 x 18 x 4	1.4	2.000 / 57Pa
496 x 395 x 98	20 x 16 x 4	1.4	2.000 / 57Pa
496 x 496 x 98	20 x 20 x 4	1.8	2.600 / 57Pa
596 x 287 x 98	24 x 12 x 4	1.2	1.700 / 57Pa
596 x 496 x 98	24 x 20 x 4	2.1	3.000 / 57Pa
620 x 395 x 98	25 x 16 x 4	1.7	2.400 / 57Pa
620 x 496 x 98	25 x 20 x 4	2.2	3.100 / 57Pa
369 x 369 x 98	15 x 15 x 4	0.9	1.300 / 49Pa
445 x 445 x 98	18 x 18 x 4	1.4	2.000 / 49Pa
496 x 395 x 98	20 x 16 x 4	1.4	2.000 / 49Pa
496 x 496 x 98	20 x 20 x 4	1.8	2.600 / 49Pa
596 x 287 x 98	24 x 12 x 4	1.2	1.700 / 49Pa
596 x 496 x 98	24 x 20 x 4	2.1	3.000 / 49Pa
620 x 395 x 98	25 x 16 x 4	1.7	2.400 / 49Pa
620 x 496 x 98	25 x 20 x 4	2.2	3.100 / 49Pa
369 x 369 x 47	15 x 15 x 2	0.6	1.200 / 70Pa
395 x 395 x 47	16 x 16 x 2	0.7	1.400 / 70Pa
445 x 445 x 47	18 x 18 x 2	0.9	1.800 / 70Pa
496 x 287 x 47	20 x 12 x 2	0.7	1.400 / 70Pa
496 x 368 x 47	20 x 15 x 2	0.8	1.600 / 70Pa
496 x 395 x 47	20 x 16 x 2	0.9	1.800 / 70Pa
496 x 496 x 47	20 x 20 x 2	1.1	2.200 / 70Pa

*Other variations available upon request



ProPleat Panel Filters

G4 - ISO 16890
Coarse 70%

Standard Frame Sizes			
Dimensions (mm) (width x height x depth)	Dimensions (in) (width x height x depth)	Filter area (m ²)	Nominal air flow (m ³ /h) Initial pressure drop (Pa)
596 x 287 x 47	24 x 12 x 2	0.8	1.600 / 70Pa
596 x 395 x 47	24 x 16 x 2	1.1	2.200 / 70Pa
596 x 445 x 47	24 x 18 x 2	1.2	2.400 / 70Pa
596 x 496 x 47	24 x 20 x 2	1.3	2.600 / 70Pa
620 x 395 x 47	25 x 16 x 2	1.1	2.200 / 70Pa
620 x 496 x 47	25 x 20 x 2	1.4	2.800 / 70Pa
369 x 369 x 47	15 x 15 x 2	0.6	1.200 / 65Pa
395 x 395 x 47	16 x 16 x 2	0.7	1.400 / 65Pa
445 x 445 x 47	18 x 18 x 2	0.9	1.800 / 65Pa
496 x 287 x 47	20 x 12 x 2	0.7	1.400 / 65Pa
496 x 368 x 47	20 x 15 x 2	0.8	1.600 / 65Pa
496 x 395 x 47	20 x 16 x 2	0.9	1.800 / 65Pa
496 x 496 x 47	20 x 20 x 2	1.1	2.200 / 65Pa
596 x 287 x 47	24 x 12 x 2	0.8	1.600 / 65Pa
596 x 395 x 47	24 x 16 x 2	1.1	2.200 / 65Pa
596 x 445 x 47	24 x 18 x 2	1.2	2.400 / 65Pa
596 x 496 x 47	24 x 20 x 2	1.3	2.600 / 65Pa
620 x 395 x 47	25 x 16 x 2	1.1	2.200 / 65Pa
620 x 496 x 47	25 x 20 x 2	1.4	2.800 / 65Pa

*Other variations available upon request